

Birmingham & District Invitation Cross Country League

2013-14 Season - Team Race Results


Division 3

Race 4

08/02/2014

Venue : Walsall Arboretum hosted by West Bromwich Harriers

Results Version 2 (10/02/2014)



Posn	Bib	Time	Name	Club	Age	Pts		
1	212	40:06	Zack Nolan	Solihull & Small Heath A.C.	SenM	1	Jun	1
2	195	40:34	Stephen Ratcliffe	Newcastle (Staffs) AC	SenM	2		
3	53	41:19	Ben Foster	Dudley Kingswinford R.C.	SenM	3		
4	161	41:50	James Jefferson	West Bromwich Harriers	SenM	4		
5	158	41:54	Carl Platt	Trentham RC	SenM	5		
6	72	41:59	Tim Twentyman	Newcastle (Staffs) AC	SenM	6		
7	197	42:31	Andy Bladon	Newcastle (Staffs) AC	SenM	7		
8	267	42:37	Mike Cornes	Black Country Triathletes	SenM	8		
9	225	42:41	Nick Hooper	Black Pear Joggers	SenM	9		
10	192	42:44	Gurmal Dehl	West Bromwich Harriers	SenM	10		
11	184	42:59	Leigh Mathews	Trentham RC	SenM	11		
12	123	43:07	Darren Riley	Sparkhill Harriers	SenM	12		
13	121	43:11	Nick Stringer	Sparkhill Harriers	SenM	13		
14	54	43:21	Rob Meridith	Dudley Kingswinford R.C.	SenM	14		
15	138	43:39	Chris Blake	Stourbridge R.C.	SenM	15		
16	151	43:51	Craig Taylor	Trentham RC	SenM	16		
17	155	43:56	Ed Wilson	Trentham RC	SenM	17		
18	55	43:58	Andy Sprague	Dudley Kingswinford R.C.	SenM	18		
19	162	44:01	Richard Powell	West Bromwich Harriers	SenM	19		
20	19	44:12	Chris Attwood	Black Pear Joggers	SenM	20		
21	133	44:38	Duncan Cornish	Stourbridge R.C.	SenM	21		
22	254	44:43	Scott Zikmanis	Trentham RC	SenM	22		
23	56	44:46	Rich Bate	Dudley Kingswinford R.C.	SenM	23		
24	91	44:59	Lee Rickards	Peel Road Runners	SenM	24		
25	73	45:02	Ian Sparks	Newcastle (Staffs) AC	SenM	25		
26	268	45:05	Lee Moreton	Black Country Triathletes	SenM	26		
27	84	45:13	Darren Redmond	Oak Park R.C.	SenM	27		
28	252	45:15	Peter Bacon	Solihull & Small Heath A.C.	SenM	28		
29	111	45:23	Steve Howes	Solihull & Small Heath A.C.	SenM	29		
30	57	45:25	Rob Sannwald	Dudley Kingswinford R.C.	SenM	30		
31	152	45:25	Paul Burslem	Trentham RC	SenM	31		
32	101	45:32	Gary Postins	Sneyd Striders	SenM	32		
33	28	45:33	Mike Tovey	Cobra R.C. & Tri	SenM	33		
34	8	45:36	Paul Burke	Aldridge R.C.	SenM	34		
35	45	45:42	Ashley Harris	Droitwich AC	SenM	35		
36	47	45:42	Tom Boden	Droitwich AC	SenM	36		
37	221	45:42	Danny Evans	Sneyd Striders	SenM	37		
38	148	45:45	Matt Plant	Trentham RC	SenM	38		
39	208	45:45	Stuart Underwood	Sparkhill Harriers	SenM	39		
40	205	46:02	Steve Woodward	Dudley Kingswinford R.C.	SenM	40		
41	261	46:10	Sam Rosillo	Trentham RC	SenM	41		
42	40	46:11	Ed Milbourn	Coventry Triathletes	SenM	42		
43	10	46:14	Mike Anslow	Black Country Triathletes	SenM	43		
44	235	46:16	Dave Norman	Dudley Kingswinford R.C.	SenM	44		
45	233	46:17	Paul Richards	Dudley Kingswinford R.C.	SenM	45		
46	75	46:26	Neil Gerrity	Newcastle (Staffs) AC	SenM	46		
47	97	46:30	Ian Smith	Peel Road Runners	SenM	47		
48	24	46:31	John Rawlings	Black Pear Joggers	SenM	48		
49	46	46:35	Damian Cartland	Droitwich AC	SenM	49		
50	74	46:39	Martin Bailey	Newcastle (Staffs) AC	SenM	50		
51	250	46:42	Craig Baldwin	Kidderminster & Stourport	SenM	51		
52	25	46:46	David Daniels	Cobra R.C. & Tri	SenM	52		
53	238	46:48	Darren Thompson	Dudley Kingswinford R.C.	SenM	53		
54	226	46:49	Clive Andrews	Black Pear Joggers	SenM	54		
55	16	46:50	Chris Harris	Black Pear Joggers	SenM	55		
56	128	46:51	Alistair Rutherford	Sparkhill Harriers	SenM	56	Jun	2
57	136	46:56	Rob Colman	Stourbridge R.C.	SenM	57		
58	172	46:58	Lee Harris	West Bromwich Harriers	SenM	58		
59	122	46:59	Patrick Finnegan	Sparkhill Harriers	SenM	59		

**Birmingham & District Invitation Cross Country League
2013-14 Season - Team Race Results**


Division 3

Race 4

08/02/2014

Venue : Walsall Arboretum hosted by West Bromwich Harriers

Results Version 2 (10/02/2014)



Posn	Bib	Time	Name	Club	Age	Pts
60	107	47:07	Paul Lloyd	Solihull & Small Heath A.C.	SenM	60
61	129	47:10	Paul Webster	Sparkhill Harriers	SenM	61
62	137	47:20	Adam Harris	Stourbridge R.C.	SenM	62
63	265	47:22	Paul Jakeways	West Bromwich Harriers	SenM	63
64	18	47:23	Paul Childs	Black Pear Joggers	SenM	64
65	150	47:23	Roger Taylor	Trentham RC	SenM	65
66	92	47:29	John Morgan	Peel Road Runners	SenM	66
67	244	47:33	Paul Hinton	Droitwich AC	SenM	67
68	156	47:36	Paul Orry	Trentham RC	SenM	68
69	13	47:42	Neil Millward	Black Country Triathletes	SenM	69
70	207	47:44	Simon Hughes	Dudley Kingswinford R.C.	SenM	70
71	60	47:58	Graham Wildgoose	Dudley Kingswinford R.C.	SenM	71
72	58	48:07	Keith Bate	Dudley Kingswinford R.C.	SenM	72
73	223	48:12	Joff Wright	Droitwich AC	SenM	73
74	140	48:14	Andy Aston	Stourbridge R.C.	SenM	74
75	159	48:24	Dale Colclough	Trentham RC	SenM	75
76	196	48:29	Rob Ibbs	Newcastle (Staffs) AC	SenM	76
77	36	48:33	Steve Cleary	Cobra R.C. & Tri	SenM	77
78	87	48:34	Mark Harriott	Peel Road Runners	SenM	78
79	79	48:40	Geoff Farmer	Oak Park R.C.	SenM	79
80	149	48:49	Terry Wall	Trentham RC	SenM	80
81	269	49:00	Tony Warner	Stourbridge R.C.	SenM	81
82	17	49:08	Nick Adams	Black Pear Joggers	SenM	82
83	59	49:13	Rich Jones	Dudley Kingswinford R.C.	SenM	83
84	108	49:21	Scott Danter	Solihull & Small Heath A.C.	SenM	84
85	264	49:34	Paul Scholte	Peel Road Runners	SenM	85
86	189	49:42	Paul Broadhurst	Sneyd Striders	SenM	86
87	30	49:46	Adrian Marchant	Cobra R.C. & Tri	SenM	87
88	78	49:49	Craig Watters	Oak Park R.C.	SenM	88
89	96	49:54	Adrian Gale	Peel Road Runners	SenM	89
90	102	50:02	Keith Harrison	Sneyd Striders	SenM	90
91	35	50:06	Aldo Mussi	Cobra R.C. & Tri	SenM	91
92	217	50:22	Ian Wood	Oak Park R.C.	SenM	92
93	211	50:22	Graham Lawrence	Solihull & Small Heath A.C.	SenM	93
94	117	50:27	John Goulding	Sparkhill Harriers	SenM	94
95	169	50:28	Dominic Ashton	West Bromwich Harriers	SenM	95
96	61	50:29	Mark Gatenby	Dudley Kingswinford R.C.	SenM	96
97	242	50:42	Rich Deeley	Aldridge R.C.	SenM	97
98	29	50:47	Chris Pearson	Cobra R.C. & Tri	SenM	98
99	201	50:50	Barry O'Neill	Sparkhill Harriers	SenM	99
100	23	50:54	Michael Hart	Black Pear Joggers	SenM	100
101	183	51:00	Greg Julian	Trentham RC	SenM	101
102	170	51:08	Paul Stephens	West Bromwich Harriers	SenM	102
103	4	51:17	Paul Lucas	Aldridge R.C.	SenM	103
104	100	51:20	Mark Till	Sneyd Striders	SenM	104
105	124	51:22	Mick Edwards	Sparkhill Harriers	SenM	105
106	66	51:24	Russ Barnes	Kidderminster & Stourport	SenM	106
107	240	51:27	Matt Burley	Trentham RC	SenM	107
108	263	51:31	Pete Tulford	Peel Road Runners	SenM	108
109	166	51:40	Andy Moseley	West Bromwich Harriers	SenM	109
110	11	51:42	Peter Robinson	Black Country Triathletes	SenM	110
111	88	51:57	David Rogers	Peel Road Runners	SenM	111
112	139	52:03	Kevin Burke	Stourbridge R.C.	SenM	112
113	143	52:10	Paul Giles	Stourbridge R.C.	SenM	113
114	203	52:16	Graeme Peirson	Kidderminster & Stourport	SenM	114
115	70	52:20	Paul Roberts	Kidderminster & Stourport	SenM	115
116	220	52:28	Mark Clayton	Sneyd Striders	SenM	116
117	38	52:29	Mike Hulse	Coventry Triathletes	SenM	117
118	68	52:30	Stuart Hill	Kidderminster & Stourport	SenM	118
119	110	52:36	Ben Sales	Solihull & Small Heath A.C.	SenM	119

**Birmingham & District Invitation Cross Country League
2013-14 Season - Team Race Results**


Division 3

Race 4

08/02/2014

Venue : Walsall Arboretum hosted by West Bromwich Harriers

Results Version 2 (10/02/2014)



Posn	Bib	Time	Name	Club	Age	Pts
120	7	52:38	Richard Lodge	Aldridge R.C.	SenM	120
121	274	52:38	James Hannon	Sparkhill Harriers	SenM	121
122	188	52:44	Kevin Postins	Sneyd Striders	SenM	122
123	22	52:53	Dave Bessant	Black Pear Joggers	SenM	123
124	64	52:56	Mark Hawkins	Kidderminster & Stourport	SenM	124
125	27	52:57	Andy Rowe	Cobra R.C. & Tri	SenM	125
126	132	53:01	Mark Farnan	Stourbridge R.C.	SenM	126
127	44	53:15	Peter Robinson	Droitwich AC	SenM	127
128	37	53:18	Chris Howes	Coventry Triathletes	SenM	128
129	258	53:24	Trevor Harris	Aldridge R.C.	SenM	129
130	187	53:31	Richard Johnson	Sneyd Striders	SenM	130
131	34	53:50	Carl Stephens	Cobra R.C. & Tri	SenM	131
132	43	54:15	Andy Foden	Droitwich AC	SenM	132
133	253	54:20	Colin Jackson	Aldridge R.C.	SenM	133
134	209	54:41	Rob Mills	Sparkhill Harriers	SenM	134
135	177	54:52	Steven Burch	Stourbridge R.C.	SenM	135
136	103	55:09	Andy Christian	Sneyd Striders	SenM	136
137	1	55:14	Simon Hudson	Aldridge R.C.	SenM	137
138	191	55:22	Carl Brittan	Peel Road Runners	SenM	138
139	194	55:54	Errol Cumberbatch	Stourbridge R.C.	SenM	139
140	26	56:08	Alan Davies	Cobra R.C. & Tri	SenM	140
141	76	56:15	Graham Fletcher	Newcastle (Staffs) AC	SenM	141
142	262	56:24	Ken Pearson	Trentham RC	SenM	142
143	174	56:58	Roy Clay	Stafford Harriers	SenM	143
144	256	57:02	Charles Fentiman	Sparkhill Harriers	SenM	144
145	218	57:17	Mark Walsh	Sneyd Striders	SenM	145
146	202	57:31	Kieran Wood	Aldridge R.C.	SenM	146
147	114	58:54	Thomas Perks	Solihull & Small Heath A.C.	SenM	147
148	270	59:43	Colin Downey	Stourbridge R.C.	SenM	148
149	65	60:44	Dave Vale	Kidderminster & Stourport	SenM	149
150	77	60:58	Nigel Symms	Newcastle (Staffs) AC	SenM	150
151	271	61:07	Andy Bernasconi	Stourbridge R.C.	SenM	151
152	3	61:35	Lawrence Hewitt	Aldridge R.C.	SenM	152
153	259	62:47	Martin Wall	Aldridge R.C.	SenM	153
154	273	63:21	David Winter	Sparkhill Harriers	SenM	154
155	272	63:53	Stuart Floyd	Stourbridge R.C.	SenM	155
156	6	65:13	Jason Vigrass	Aldridge R.C.	SenM	156
157	81	66:28	Warren Mills	Oak Park R.C.	SenM	157
158	14	67:25	Tim Price	Black Country Triathletes	SenM	158
159	31	68:23	Mike Elwell	Cobra R.C. & Tri	SenM	159
160	41	69:56	Pete Nash	Coventry Triathletes	SenM	160
161	5	74:47	Mike Rogers	Aldridge R.C.	SenM	161

**Birmingham & District Invitation Cross Country League
2013-14 Season - Team Race Results**


Division 3

Race 4

08/02/2014

Venue : Walsall Arboretum hosted by West Bromwich Harriers

Results Version 2 (10/02/2014)



Posn	Bib	Time	Name	Club	Age	Pts
------	-----	------	------	------	-----	-----

Team Results

A Team	1		Trentham RC	5 11 16 17 22 31	SenM	102
	2		Dudley Kingswinford R.C.	3 14 18 23 30 40	SenM	128
	3		Newcastle (Staffs) AC	2 6 7 25 46 50	SenM	136
	4		Sparkhill Harriers	12 13 39 56 59 61	SenM	240
	5		West Bromwich Harriers	4 10 19 58 63 95	SenM	249
	6		Black Pear Joggers	9 20 48 54 55 64	SenM	250
	7		Solihull & Small Heath A.C.	1 28 29 60 84 93	SenM	295
	8		Stourbridge R.C.	15 21 57 62 74 81	SenM	310
	9		Droitwich AC	35 36 49 67 73 127	SenM	387
	10		Peel Road Runners	24 47 66 78 85 89	SenM	389
	11		Black Country Triathletes	8 26 43 69 110 158	SenM	414
	12		Cobra R.C. & Tri	33 52 77 87 91 98	SenM	438
	13		Sneyd Striders	32 37 86 90 104 116	SenM	465
	14		Aldridge R.C.	34 97 103 120 129 133	SenM	616
	15		Kidderminster & Stourport	51 106 114 115 118 124	SenM	628
B Team	1		Dudley Kingswinford R.C.	44 45 53 70 71 72	SenM	355
	2		Trentham RC	38 41 65 68 75 80	SenM	367
	3		Sparkhill Harriers	94 99 105 121 134 144	SenM	697
	4		Stourbridge R.C.	112 113 126 135 139 148	SenM	773
	5		Aldridge R.C.	137 146 152 153 156 161	SenM	905

Birmingham & District Invitation Cross Country League

2013-14 Season - Series Results


Division 3

Up to Race 4

08/02/2014

Venue : Walsall Arboretum hosted by West Bromwich Harriers

Results Version 2 (10/02/2014)



Series Team Results

			Match 1	Match 2	Match 3	Match 4	Total
1	A Team	Trentham RC	66	74	84	102	326
2		Dudley Kingswinford R.C.	146	158	117	128	549
3		Newcastle (Staffs) AC	324	159	142	136	761
4		Sparkhill Harriers	261	294	213	240	1008
5		Solihull & Small Heath A.C.	236	297	276	295	1104
6		West Bromwich Harriers	353	273	319	249	1194
7		Stourbridge R.C.	235	376	375	310	1296
8		Black Pear Joggers	330	450	341	250	1371
9		Droitwich AC	329	370	338	387	1424
10		Cobra R.C. & Tri	388	443	459	438	1728
11		Peel Road Runners	411	578	409	389	1787
12		Sneyd Striders	691	586	571	465	2313
13		Aldridge R.C.	585	620	557	616	2378
14		Kidderminster & Stourport	398	681	772	628	2479
15		Black Country Triathletes	474	375		414	1263
16		Oak Park R.C.		496	465		961
17		Stafford Harriers		398			398
18		Coventry Triathletes	661				661
1	B Team	Trentham RC	225	156	258	367	1006
2		Sparkhill Harriers	708	820	634	697	2859
3		Stourbridge R.C.	685	706		773	2164
4		Dudley Kingswinford R.C.			348	355	703
5		West Bromwich Harriers	699		754		1453
6		Droitwich AC			689		689
7		Newcastle (Staffs) AC		801			801
8		Aldridge R.C.				905	905



Series Junior Points

			Match 1	Match 2	Match 3	Match 4	Total	BestOf3
1	212	Zack Nolan		1	1	1	3	3
2	128	Alistair Rutherford	3		3	2	8	8
3	113	Eoin Corr	1		2		3	3
4	109	Dan Mladenovic	2	2			4	4
5	251	Dan Hollins			4		4	4

Series All Individuals' Points

			Match 1	Match 2	Match 3	Match 4	Total	BestOf3
1	212	Zack Nolan		3	2	1	6	6
2	195	Stephen Ratcliffe		2	4	2	8	8
3=	53	Ben Foster	6	5	1	3	15	9
3=	158	Carl Platt	3	1	5	5	14	9
5	161	James Jefferson	8	4	6	4	22	14
6	72	Tim Twentymen	11	7	3	6	27	16
7	197	Andy Bladon	12	10	7	7	29	29
8=	157	Phil Mainwaring	9	8	14		31	31
8=	192	Gurmal Dehl		10	11	10	31	31
10	54	Rob Meridith	10	14	12	14	50	36
11	123	Darren Riley	15	37	13	12	77	40
12	55	Andy Sprague	12	40	16	18	86	46
13	121	Nick Stringer	31	21	17	13	82	51
14	151	Craig Taylor	20	30	18	16	84	54
15	57	Rob Sannwald	18	16	21	30	85	55
16	19	Chris Attwood	28	18	19	20	85	57

Birmingham & District Invitation Cross Country League

2013-14 Season - Series Results


Division 3

Up to Race 4

08/02/2014

Venue : Walsall Arboretum hosted by West Bromwich Harriers

Results Version 2 (10/02/2014)



17	133	Duncan Cornish	Stourbridge R.C.	13	99	25	21	158	59
18	184	Leigh Mathews	Trentham RC		25	24	11	60	60
19	150	Roger Taylor	Trentham RC	19	20	23	65	127	62
20	111	Steve Howes	Solihull & Small Heath A.C.	23	15	30	29	97	67
21	73	Ian Sparks	Newcastle (Staffs) AC	17	27	27	25	96	69
22	155	Ed Wilson	Trentham RC	69	46	15	17	147	78
23	162	Richard Powell	West Bromwich Harriers	29	50	31	19	129	79
24	154	Daniel Jordan	Trentham RC	30	23	32		85	85
25	97	Ian Smith	Peel Road Runners	16		26	47	89	89
26	84	Darren Redmond	Oak Park R.C.	26		37	27	90	90
27=	25	David Daniels	Cobra R.C. & Tri	22	29	41	52	144	92
27=	138	Chris Blake	Stourbridge R.C.	27		50	15	92	92
29	47	Tom Boden	Droitwich AC	37	34	28	36	135	98
30	122	Patrick Finnegan	Sparkhill Harriers	25	33	43	59	160	101
31	8	Paul Burke	Aldridge R.C.	34	44	34	34	146	102
32	152	Paul Burslem	Trentham RC	45	28	67	31	171	104
33	56	Rich Bate	Dudley Kingswinford R.C.	53		29	23	105	105
34=	9	Mark Shaw	Aldridge R.C.	35	39	35		109	109
34=	91	Lee Rickards	Peel Road Runners	61	49	36	24	170	109
36	148	Matt Plant	Trentham RC	36	41	44	38	159	115
37	45	Ashley Harris	Droitwich AC	68	42	40	35	185	117
38	221	Danny Evans	Sneyd Striders		51	33	37	121	121
39	144	Dave Pickstock	Trentham RC	21	17	86		124	124
40	10	Mike Anslow	Black Country Triathletes	43	55	42	43	183	128
41	205	Steve Woodward	Dudley Kingswinford R.C.		38	51	40	129	129
42	208	Stuart Underwood	Sparkhill Harriers		53	39	39	131	131
43	101	Gary Postins	Sneyd Striders	48	58	65	32	203	138
44=	28	Mike Tovey	Cobra R.C. & Tri	63	48	60	33	204	141
44=	136	Rob Colman	Stourbridge R.C.	59	36	48	57	200	141
46	46	Damian Cartland	Droitwich AC	32	84	61	49	226	142
47	129	Paul Webster	Sparkhill Harriers	49	52	45	61	207	146
48	40	Ed Milbourn	Coventry Triathletes	38	95	70	42	245	150
49	63	John Carroll	Kidderminster & Stourport	33	35	84		152	152
50=	58	Keith Bate	Dudley Kingswinford R.C.	47	45	80	72	244	164
50=	74	Martin Bailey	Newcastle (Staffs) AC	42	72		50	164	164
52	16	Chris Harris	Black Pear Joggers	54	62	58	55	229	167
53	51	Paul Hayden	Droitwich AC	41	56	71		168	168
54=	13	Neil Millward	Black Country Triathletes	40	61		69	170	170
54=	107	Paul Lloyd	Solihull & Small Heath A.C.	56	54	73	60	243	170
56	172	Lee Harris	West Bromwich Harriers	78	59	59	58	254	176
57	36	Steve Cleary	Cobra R.C. & Tri	55	75	47	77	254	177
58	24	John Rawlings	Black Pear Joggers	64	67		48	179	179
59	75	Neil Gerrity	Newcastle (Staffs) AC	121	43	91	46	301	180
60	137	Adam Harris	Stourbridge R.C.	51	83	69	62	265	182
61	48	Douglas Ward	Droitwich AC	62	63	64		189	189
62	85	Paul Ross	Oak Park R.C.	60	65	66		191	191
63	17	Nick Adams	Black Pear Joggers	44	81	68	82	275	193
64	128	Alistair Rutherford	Sparkhill Harriers	91		56	56	203	203
65	139	Kevin Burke	Stourbridge R.C.	39	57		112	208	208
66	140	Andy Aston	Stourbridge R.C.	66	70	85	74	295	210
67	79	Geoff Farmer	Oak Park R.C.	75	69	77	79	300	221
68	156	Paul Orry	Trentham RC	97	78	81	68	324	227
69	83	Richard Hands	Oak Park R.C.	73	80	76		229	229
70	159	Dale Colclough	Trentham RC	70	87	94	75	326	232
71	149	Terry Wall	Trentham RC	79	88	78	80	325	237
72=	59	Rich Jones	Dudley Kingswinford R.C.	77	85	89	83	334	245
72=	78	Craig Watters	Oak Park R.C.		64	93	88	245	245
72=	87	Mark Harriott	Peel Road Runners	85	107	82	78	352	245
75	92	John Morgan	Peel Road Runners	99	115	83	66	363	248
76	60	Graham Wildgoose	Dudley Kingswinford R.C.	112	79	99	71	361	249
77	168	Jim Greenwood	West Bromwich Harriers	74	74	105		253	253
78	35	Aldo Mussi	Cobra R.C. & Tri	72	93	122	91	378	256
79	96	Adrian Gale	Peel Road Runners	83		92	89	264	264
80	108	Scott Danter	Solihull & Small Heath A.C.	93	89		84	266	266
81	164	Dave Jones	West Bromwich Harriers	80	76	115		271	271

Birmingham & District Invitation Cross Country League

2013-14 Season - Series Results


Division 3

Up to Race 4

08/02/2014

Venue : Walsall Arboretum hosted by West Bromwich Harriers

Results Version 2 (10/02/2014)



82	23	Michael Hart	Black Pear Joggers	82	90	102	100	374	272
83	30	Adrian Marchant	Cobra R.C. & Tri	105	94	97	87	383	278
84	39	Matthew Knight	Coventry Triathletes	94	100	87		281	281
85=	50	Kevin Rogers	Droitwich AC	89	91	106		286	286
85=	102	Keith Harrison	Sneyd Striders	88	113	108	90	399	286
87	217	Ian Wood	Oak Park R.C.		82	116	92	290	290
88	169	Dominic Ashton	West Bromwich Harriers	84		113	95	292	292
89=	4	Paul Lucas	Aldridge R.C.	98	105	100	103	406	301
89=	61	Mark Gatenby	Dudley Kingswinford R.C.	102	103	126	96	427	301
91	166	Andy Moseley	West Bromwich Harriers	87		107	109	303	303
92	124	Mick Edwards	Sparkhill Harriers	101	98	112	105	416	304
93	29	Chris Pearson	Cobra R.C. & Tri	123	110	103	98	434	311
94	170	Paul Stephens	West Bromwich Harriers	109	102	109	102	422	313
95	27	Andy Rowe	Cobra R.C. & Tri	111	104	111	125	451	326
96	142	David Sheppard	Stourbridge R.C.	103	106	119		328	328
97	11	Peter Robinson	Black Country Triathletes	95	131		110	336	336
98	209	Rob Mills	Sparkhill Harriers		109	95	134	338	338
99	70	Paul Roberts	Kidderminster & Stourport	107	118	124	115	464	340
100	64	Mark Hawkins	Kidderminster & Stourport	90		129	124	343	343
101	143	Paul Giles	Stourbridge R.C.	120	116		113	349	349
102	7	Richard Lodge	Aldridge R.C.	118	114	133	120	485	352
103	240	Matt Burley	Trentham RC		111	139	107	357	357
104	183	Greg Julian	Trentham RC		117	142	101	360	360
105	37	Chris Howes	Coventry Triathletes	115	119	148	128	510	362
106	100	Mark Till	Sneyd Striders	136	124	159	104	523	364
107	68	Stuart Hill	Kidderminster & Stourport	117	133	143	118	511	368
108=	117	John Goulding	Sparkhill Harriers	138		138	94	370	370
108=	132	Mark Farnan	Stourbridge R.C.	130		114	126	370	370
110=	110	Ben Sales	Solihull & Small Heath A.C.	132	127	128	119	506	374
110=	203	Graeme Peirson	Kidderminster & Stourport		130	130	114	374	374
112	38	Mike Hulse	Coventry Triathletes	110		149	117	376	376
113	22	Dave Bessant	Black Pear Joggers	125	132	135	123	515	380
114	44	Peter Robinson	Droitwich AC	126	129	147	127	529	382
115	34	Carl Stephens	Cobra R.C. & Tri	158	135	121	131	545	387
116	43	Andy Foden	Droitwich AC	134	151	123	132	540	389
117	115	Tommy Hill	Solihull & Small Heath A.C.	116	134	144		394	394
118	88	David Rogers	Peel Road Runners	146		140	111	397	397
119	76	Graham Fletcher	Newcastle (Staffs) AC	129	128	153	141	551	398
120	127	Ian Markhill	Sparkhill Harriers	124	142	163		429	429
121	103	Andy Christian	Sneyd Striders	128		170	136	434	434
122	1	Simon Hudson	Aldridge R.C.	148		151	137	436	436
123	174	Roy Clay	Stafford Harriers	150	146	169	143	608	439
124	114	Thomas Perks	Solihull & Small Heath A.C.	149	147	172	147	615	443
125	118	Craig Hinks	Sparkhill Harriers	147	139	158		444	444
126=	65	Dave Vale	Kidderminster & Stourport	142	157	162	149	610	448
126=	167	Gary Woodhouse	West Bromwich Harriers	140	156	152		448	448
126=	177	Steven Burch	Stourbridge R.C.		149	164	135	448	448
129	26	Alan Davies	Cobra R.C. & Tri	145		168	140	453	453
130	218	Mark Walsh	Sneyd Striders		148	166	145	459	459
131	3	Lawrence Hewitt	Aldridge R.C.	152	160		152	464	464
132	77	Nigel Symms	Newcastle (Staffs) AC	156	159	177	150	642	465
133	42	Mike Payne	Coventry Triathletes	144	153	176		473	473
134	14	Tim Price	Black Country Triathletes	163	161	178	158	660	482
135	5	Mike Rogers	Aldridge R.C.	164		180	161	505	505
136	113	Eoin Corr	Solihull & Small Heath A.C.	2		8		10	10
137	71	Matt Eardley	Newcastle (Staffs) AC	4		7		11	11
138	109	Dan Mladenovic	Solihull & Small Heath A.C.	5	9			14	14
139	182	Tom Halloway	Trentham RC		6	9		15	15
140	225	Nick Hooper	Black Pear Joggers			22	9	31	31
141	210	Craig Newey-Jones	Black Country Triathletes		19	20		39	39
142	153	Peter Dutton	Trentham RC	24	22			46	46
143	254	Scott Zikmanis	Trentham RC			49	22	71	71
144	181	Scot Minshall	Trentham RC		24	55		79	79
145	252	Peter Bacon	Solihull & Small Heath A.C.			53	28	81	81
146	235	Dave Norman	Dudley Kingswinford R.C.			38	44	82	82

Birmingham & District Invitation Cross Country League

2013-14 Season - Series Results


Division 3

Up to Race 4

08/02/2014

Venue : Walsall Arboretum hosted by West Bromwich Harriers

Results Version 2 (10/02/2014)



147	15	Gary Burns	Black Country Triathletes	52	32		84	84	
148	238	Darren Thompson	Dudley Kingswinford R.C.			57	53	110	110
149	119	Mark Pearce	Sparkhill Harriers	50		62		112	112
150	233	Paul Richards	Dudley Kingswinford R.C.			79	45	124	124
151	226	Clive Andrews	Black Pear Joggers			72	54	126	126
152	146	Lee Jones	Trentham RC	76	60			136	136
153	244	Paul Hinton	Droitwich AC			75	67	142	142
154	196	Rob Ibbs	Newcastle (Staffs) AC		68		76	144	144
155	223	Joff Wright	Droitwich AC			74	73	147	147
156	207	Simon Hughes	Dudley Kingswinford R.C.		86		70	156	156
157	173	Chris Ross	Stafford Harriers	86	71			157	157
158	12	Mark Southall	Black Country Triathletes	81	77			158	158
159	213	Carl Baker	Peel Road Runners		73	90		163	163
160	189	Paul Broadhurst	Sneyd Striders			88	86	174	174
161	49	Gavin Ward	Droitwich AC	92		101		193	193
162	242	Rich Deeley	Aldridge R.C.			104	97	201	201
163	125	Andy Wadsworth	Sparkhill Harriers	106		96		202	202
164	211	Graham Lawrence	Solihull & Small Heath A.C.			110	93	203	203
165	67	Stuart Granger	Kidderminster & Stourport	96	108			204	204
166	220	Mark Clayton	Sneyd Striders		97		116	213	213
167	180	Adam Crompton	Stourbridge R.C.		121	98		219	219
168=	66	Russ Barnes	Kidderminster & Stourport	114			106	220	220
168=	171	Gary Clifton	West Bromwich Harriers	100		120		220	220
170	201	Barry O'Neill	Sparkhill Harriers			131	99	230	230
171	130	Andy Carroll	Sparkhill Harriers	108	123			231	231
172	147	Andrew Vickerman	Trentham RC	119	120			239	239
173	188	Kevin Postins	Sneyd Striders			127	122	249	249
174	126	Barry Crowley	Sparkhill Harriers	131		146		277	277
175=	90	Jason Church	Peel Road Runners	135	145			280	280
175=	187	Richard Johnson	Sneyd Striders			150	130	280	280
177	86	Paul Addis	Oak Park R.C.		136	154		290	290
178	191	Carl Brittan	Peel Road Runners			155	138	293	293
179	227	David Ryder	Oak Park R.C.		140	157		297	297
180	120	Mark Arnold	Sparkhill Harriers	143	155			298	298
181	131	Simon Lobb	Sparkhill Harriers	151	152			303	303
182=	194	Errol Cumberbatch	Stourbridge R.C.			165	139	304	304
182=	202	Kieran Wood	Aldridge R.C.		158		146	304	304
184	256	Charles Fentiman	Sparkhill Harriers			161	144	305	305
185	104	Robert Drew	Sneyd Striders	137		174		311	311
186	165	Chris Thompson	West Bromwich Harriers	141		171		312	312
187	6	Jason Vigrass	Aldridge R.C.	159			156	315	315
188	41	Pete Nash	Coventry Triathletes	160			160	320	320
189	134	Paul Bradley	Stourbridge R.C.	153		173		326	326
190	160	Simon Myatt	Trentham RC	1				1	1
191	62	Ben Danvers	Kidderminster & Stourport	7				7	7
192	267	Mike Cornes	Black Country Triathletes				8	8	8
193	228	James Skelton	Stafford Harriers		11			11	11
194	230	Mark Bridgwood	Stafford Harriers		13			13	13
195	145	Bryn Holmes	Trentham RC	14				14	14
196	185	Adam Grew	Trentham RC		26			26	26
197	268	Lee Moreton	Black Country Triathletes				26	26	26
198	178	Adrian Hingley	Stourbridge R.C.		31			31	31
199	261	Sam Rosillo	Trentham RC				41	41	41
200	141	Pete Walters	Stourbridge R.C.	46				46	46
201	249	Dale Quinney	Dudley Kingswinford R.C.			46		46	46
202	186	Dan Crawley	Trentham RC		47			47	47
203	250	Craig Baldwin	Kidderminster & Stourport				51	51	51
204	239	Gary Bonner	Dudley Kingswinford R.C.			52		52	52
205	255	Paul Clinton	Trentham RC			54		54	54
206	112	Graham Mander	Solihull & Small Heath A.C.	57				57	57
207	21	Matt Fitzgerald	Black Pear Joggers	58				58	58
208	236	Kevin Duckworth	Dudley Kingswinford R.C.			63		63	63
209	265	Paul Jakeways	West Bromwich Harriers				63	63	63
210	18	Paul Childs	Black Pear Joggers				64	64	64
211	69	Bob Park	Kidderminster & Stourport	65				65	65

Birmingham & District Invitation Cross Country League

2013-14 Season - Series Results


Division 3

Up to Race 4

08/02/2014

Venue : Walsall Arboretum hosted by West Bromwich Harriers

Results Version 2 (10/02/2014)



212	232	Adam Morris	Stafford Harriers		66		66	66
213	89	Ashley Baldwin	Peel Road Runners	67			67	67
214	33	Simon Martin	Cobra R.C. & Tri	71			71	71
215	269	Tony Warner	Stourbridge R.C.			81	81	81
216	264	Paul Scholte	Peel Road Runners			85	85	85
217	204	Pete Hood	Dudley Kingswinford R.C.	92			92	92
218	231	Darren Mattox	Stafford Harriers	96			96	96
219	179	James Bellamy	Stourbridge R.C.	101			101	101
220	116	Ian Sharp	Solihull & Small Heath A.C.	104			104	104
221	263	Pete Tulford	Peel Road Runners			108	108	108
222	215	Darron James	Peel Road Runners	112			112	112
223	135	Matt Sutton	Stourbridge R.C.	113			113	113
224	216	Neil Stretton	Oak Park R.C.		117		117	117
225	224	Jeremy Jones	Black Pear Joggers		118		118	118
226	274	James Hannon	Sparkhill Harriers			121	121	121
227	163	Bob Meek	West Bromwich Harriers	122			122	122
228	214	Martin Joyce	Peel Road Runners	122			122	122
229	175	Ben Loach	Stourbridge R.C.	125			125	125
230	237	Mark Homer	Dudley Kingswinford R.C.		125		125	125
231	190	Neil Hale	Cobra R.C. & Tri	126			126	126
232	80	Craig Strong	Oak Park R.C.	127			127	127
233	258	Trevor Harris	Aldridge R.C.			129	129	129
234	257	Dan Cale	Black Pear Joggers		132		132	132
235	20	Peter Reynolds	Black Pear Joggers	133			133	133
236	253	Colin Jackson	Aldridge R.C.			133	133	133
237	32	Glen Hooper	Cobra R.C. & Tri		134		134	134
238	251	Dan Hollins	Solihull & Small Heath A.C.		136		136	136
239	176	James Sutton	Stourbridge R.C.	137			137	137
240	246	Peter Rean	Droitwich AC		137		137	137
241	198	Paul Osler	Newcastle (Staffs) AC	138			138	138
242	93	Stuart Hatton	Peel Road Runners	139			139	139
243	229	Richard Caley	Stafford Harriers	141			141	141
244	260	David Myatt	Trentham RC		141		141	141
245	262	Ken Pearson	Trentham RC			142	142	142
246	219	Steve Friedl	Sneyd Striders	143			143	143
247	241	Ken Bloor	Trentham RC	144			144	144
248	193	Dave Bratby	West Bromwich Harriers		145		145	145
249	270	Colin Downey	Stourbridge R.C.			148	148	148
250	199	Nathan Jackson	Newcastle (Staffs) AC	150			150	150
251	271	Andy Bernasconi	Stourbridge R.C.			151	151	151
252	259	Martin Wall	Aldridge R.C.			153	153	153
253	106	Ian Maullin	Sneyd Striders	154			154	154
254	200	Billy Meakin	Newcastle (Staffs) AC	154			154	154
255	273	David Winter	Sparkhill Harriers			154	154	154
256	105	Stan Harrison	Sneyd Striders	155			155	155
257	272	Stuart Floyd	Stourbridge R.C.			155	155	155
258	247	Paul Griffiths	Droitwich AC		156		156	156
259	2	Geoff Card	Aldridge R.C.	157			157	157
260	81	Warren Mills	Oak Park R.C.			157	157	157
261	31	Mike Elwell	Cobra R.C. & Tri			159	159	159
262	234	Richard Tonks	Dudley Kingswinford R.C.		160		160	160
263	95	Marcus Fairburn	Peel Road Runners	161			161	161
264	94	Ian Grigg	Peel Road Runners	162			162	162
265	222	Colin Stafford	Droitwich AC	162			162	162
266	245	Nick Wilkins	Droitwich AC		167		167	167
267	243	Scott Morrall	Droitwich AC		175		175	175
268	248	Bob Colston	Droitwich AC		179		179	179