

# Birmingham & District Invitation Cross Country League

2017-2018 Season - Race Result


Division 3

Race 2

02/12/2017 at Plock Court, Gloucester

hosted by Severn AC

Results Version 2 (03/12/2017)



## Senior Mens Race

Posn	Bib	Time	Name	Club	Age	SenM Pts	JunM Pts
1	173	32:01	Felix McGrath	Newcastle (Staffs) AC		1	
2	195	32:43	Ian Mansell	Nuneaton Harriers		2	
3	136	33:20	Paul Little	Droitwich AC		3	
4	229	33:55	James Rose	Severn AC		4	
5	218	34:33	Chris Brown	Severn AC		5	
6	167	35:01	Martyn Davies	Newcastle (Staffs) AC		6	
7	353	35:10	Shaun Osbourne	Stourbridge R.C.		7	
8	297	35:11	Darren Riley	Sparkhill Harriers		8	
9	171	35:11	Bruce Johnson	Newcastle (Staffs) AC		9	
10	340	35:13	Gurmal Dahl	West Bromwich Harriers		10	
11	162	35:21	Shaun Allen	Newcastle (Staffs) AC		11	
12	368	35:23	Kevin Lane	Amazing Feet		12	
13	54	35:27	Paul Davis	Centurion RR		13	
14	30	35:33	David Beasley	Amazing Feet		14	
15	215	35:36	Jay Stanley	Sedgley Striders		15	
16	188	35:42	Eric Fowler	Nuneaton Harriers		16	
17	182	35:51	Tim Twentyman	Newcastle (Staffs) AC		17	
18	179	35:58	Tim Sharman	Newcastle (Staffs) AC		18	
19	14	35:59	Liam Harrold	Aldridge R.C.		19	
20	197	36:06	Andrew Massey	Nuneaton Harriers		20	
21	46	36:17	Adam Smith	Amazing Feet		21	
22	105	36:27	Alex Stephenson	Cobra R.C. & Tri		22	
23	303	36:42	Mark Williams	Sparkhill Harriers		23	
24	198	36:47	Garry Payne	Nuneaton Harriers		24	
25	31	36:52	Steve Clark	Amazing Feet		25	
26	168	37:03	Neil Gerrity	Newcastle (Staffs) AC		26	
27	24	37:09	Toby Oury	Aldridge R.C.		27	
28	27	37:10	Mark Shaw	Aldridge R.C.		28	
29	263	37:12	Chris Dix	Solihull & Small Heath A.C.		29	
30	60	37:20	Tom Healy	Centurion RR		30	
31	112	37:27	Richard Bruce	Coventry Triathletes		31	
32	106	37:28	Mike Tovey	Cobra R.C. & Tri		32	
33	227	37:29	Ian Overthrow	Severn AC		33	
34	232	37:33	Sam Turner	Severn AC		34	
35	28	37:37	Michael Smith	Aldridge R.C.		35	
36	222	37:40	Alex Hope	Severn AC		36	
37	374	37:46	Dan Williams	Aldridge R.C.		37	
38	268	37:48	Steve Howes	Solihull & Small Heath A.C.		38	
39	41	37:52	Shaw Pye	Amazing Feet		39	
40	243	37:57	Nick Hill	Sneyd Striders		40	
41	213	37:58	Richard Price	Sedgley Striders		41	
42	170	37:58	Rob Haines	Newcastle (Staffs) AC		42	
43	5	37:59	Steve Blakemore	Aldridge R.C.		43	
44	318	38:01	Colin Piper	Sphinx AC		44	
45	196	38:04	James Mason	Nuneaton Harriers		45	
46	53	38:07	Lee Caves	Centurion RR		46	
47	93	38:20	David Daniels	Cobra R.C. & Tri		47	
48	328	38:24	Robert Colman	Stourbridge R.C.		48	
49	371	38:24	Ben Hope	Severn AC		49	
50	302	38:30	Paul Webster	Sparkhill Harriers		50	
51	78	38:36	Daniel Wrenn	Centurion RR		51	
52	111	38:37	Errol Brown	Coventry Triathletes		52	
53	142	38:39	Adam Taylor	Droitwich AC		53	
54	352	38:47	Pete Walters	Stourbridge R.C.		54	
55	313	38:48	Allen El-Sour	Sphinx AC		55	
56	342	38:48	David Long	West Bromwich Harriers		56	
57	258	38:51	Peter Bacon	Solihull & Small Heath A.C.		57	
58	264	39:01	Harry Fellows	Solihull & Small Heath A.C.	JunM	58	1
59	241	39:04	Keith Harrison	Sneyd Striders		59	
60	322	39:07	Rob Wheatley	Sphinx AC		60	
61	108	39:08	Guy Walton	Cobra R.C. & Tri		61	
62	358	39:09	Mike Walker	Sedgley Striders		62	

**Birmingham & District Invitation Cross Country League****2017-2018 Season - Race Result****Division 3****Race 2****02/12/2017 at Plock Court, Gloucester****hosted by Severn AC**


Results Version 2 (03/12/2017)



63	367	39:16	Gary Smith	West Bromwich Harriers	63
64	276	39:21	Tahir Ahktar	Sparkhill Harriers	64
65	113	39:21	Craig Bryan	Coventry Triathletes	65
66	191	39:26	Lee Harper	Nuneaton Harriers	66
67	300	39:43	Stuart Underwood	Sparkhill Harriers	67
68	320	39:45	Paul Slatford	Sphinx AC	68
69	187	39:47	Peter Barzetovic	Nuneaton Harriers	69
70	363	39:52	Bob Carvell	Nuneaton Harriers	70
71	91	40:06	Steve Cleary	Cobra R.C. & Tri	71
72	325	40:10	James Bellamy	Stourbridge R.C.	72
73	299	40:13	Nick Stringer	Sparkhill Harriers	73
74	221	40:19	Steve Hale	Severn AC	74
75	334	40:24	Rob Taylor	Stourbridge R.C.	75
76	310	40:40	Wayne Broadbent	Sphinx AC	76
77	189	40:49	Alan Glaister	Nuneaton Harriers	77
78	294	40:52	Barry O'Neill	Sparkhill Harriers	78
79	217	40:54	Andy Brown	Severn AC	79
80	289	40:57	Andy Manning	Sparkhill Harriers	80
81	284	41:03	James Hannon	Sparkhill Harriers	81
82	70	41:03	Wayne Muddiman	Centurion RR	82
83	145	41:07	Russ Barnes	Kidderminster & Stourport	83
84	18	41:11	Paul Lucas	Aldridge R.C.	84
85	338	41:22	Gary Clifton	West Bromwich Harriers	85
86	301	41:25	Andy Wadsworth	Sparkhill Harriers	86
87	23	41:29	Mark O'Rouke	Aldridge R.C.	87
88	118	41:30	Sam Key	Coventry Triathletes	88
89	335	41:34	Robert Woodward	Stourbridge R.C.	89
90	345	41:43	Paul Stevens	West Bromwich Harriers	90
91	223	41:46	Alex Jenkins	Severn AC	91
92	159	41:52	Steve Smith	Kidderminster & Stourport	92
93	202	41:58	Nicky Wall	Nuneaton Harriers	93
94	288	42:00	Andy Law	Sparkhill Harriers	94
95	287	42:02	Graham Hygate	Sparkhill Harriers	95
96	176	42:20	Jon Ranford	Newcastle (Staffs) AC	96
97	304	42:21	Barry Adams	Sphinx AC	97
98	110	42:23	Andrew Barrowcliffe	Coventry Triathletes	98
99	82	42:30	David Nunez Becerra	City of B.Ham Striders	99
100	364	42:38	Jonathon King	Nuneaton Harriers	100
101	79	42:42	Nav Akhtar	City of B.Ham Striders	101
102	71	42:45	Andy Rea	Centurion RR	102
103	314	42:47	Nick Gilkes	Sphinx AC	103
104	199	42:50	Matt Ruff	Nuneaton Harriers	104
105	373	42:54	Pab Maddox	Newcastle (Staffs) AC	105
106	306	43:01	Barry Allen	Sphinx AC	106
107	253	43:02	Chris Roberts	Sneyd Striders	107
108	249	43:04	Chris Pinson Bradley	Sneyd Striders	108
109	58	43:18	Kevin Ferncombe	Centurion RR	109
110	365	43:20	Paul Cooper	Centurion RR	110
111	369	43:24	Kevin Naughton	Sphinx AC	111
112	83	43:40	John Bristow	City of B.Ham Striders	112
113	248	43:44	Ian Maullin	Sneyd Striders	113
114	43	43:47	Jason Rushgrove	Amazing Feet	114
115	235	43:54	Andy Christian	Sneyd Striders	115
116	205	43:56	Keith Bate	Sedgley Striders	116
117	204	43:59	Nick Wilson	Nuneaton Harriers	117
118	153	44:02	Harry Lambert	Kidderminster & Stourport	118
119	116	44:05	Oliver Gibson	Coventry Triathletes	119
120	20	44:14	David McHugh	Aldridge R.C.	120
121	240	44:20	Gavin Harrison	Sneyd Striders	121
122	370	44:35	Bob Hopkins	Stourbridge R.C.	122
123	291	44:50	Rob Mills	Sparkhill Harriers	123
124	132	45:00	Andy Foden	Droitwich AC	124
125	99	45:10	Chris Pearson	Cobra R.C. & Tri	125
126	305	45:13	Imran Ali	Sphinx AC	126
127	267	45:14	Richard Horne	Solihull & Small Heath A.C.	127
128	184	45:18	Andy Worsley	Newcastle (Staffs) AC	128


**Birmingham & District Invitation Cross Country League****2017-2018 Season - Race Result****Division 3****Race 2****02/12/2017 at Plock Court, Gloucester****hosted by Severn AC**

Results Version 2 (03/12/2017)



129	157	45:21	Paul Roberts	Kidderminster & Stourport	129
130	283	45:25	John Goulding	Sparkhill Harriers	130
131	29	45:39	Martin Wall	Aldridge R.C.	131
132	62	45:41	Martin Henderson	Centurion RR	132
133	2	45:44	Paul Allen	Aldridge R.C.	133
134	349	45:49	Terence Beddington	Kidderminster & Stourport	134
135	65	45:50	Julian Landeau	Centurion RR	135
136	156	45:57	Graeme Peirson	Kidderminster & Stourport	136
137	126	46:27	Graham Read	Coventry Triathletes	137
138	376	46:33	Michael Mason	Aldridge R.C.	138
139	246	46:35	Garry Leask	Sneyd Striders	139
140	337	46:44	Andy Bridges	West Bromwich Harriers	140
141	86	46:46	Adam Rathbone	City of B.Ham Striders	141
142	200	46:54	Martin Swan	Nuneaton Harriers	142
143	3	46:59	Leith Ally	Aldridge R.C.	143
144	244	47:16	Richard Johnson	Sneyd Striders	144
145	117	47:34	Chris Howes	Coventry Triathletes	145
146	7	47:38	Nick Dean	Aldridge R.C.	146
147	68	47:40	Matt McKenna	Centurion RR	147
148	17	47:52	Richard Lodge	Aldridge R.C.	148
149	372	47:54	Andrew Vickerman	Newcastle (Staffs) AC	149
150	351	48:08	Aaron Baines	Centurion RR	150
151	141	48:15	Mark Perkins	Droitwich AC	151
152	151	48:16	Paul Ingram	Kidderminster & Stourport	152
153	9	48:28	Edward Evitt	Aldridge R.C.	153
154	38	49:03	Chris Hughes	Amazing Feet	154
155	63	49:06	James Houghton	Centurion RR	155
156	279	49:29	Barry Crowley	Sparkhill Harriers	156
157	375	50:07	Alex Crook	Aldridge R.C.	157
158	138	50:13	Kevin McDowell	Droitwich AC	158
159	66	50:28	Adrian Lloyd	Centurion RR	159
160	40	50:47	David Pye	Amazing Feet	160
161	15	50:54	Lawrence Hewitt	Aldridge R.C.	161
162	92	51:10	Paul Corn	Cobra R.C. & Tri	162
163	273	51:35	Ben Sales	Solihull & Small Heath A.C.	163
164	225	52:15	Greg Leyshon	Severn AC	164
165	252	52:30	Dave Poynton	Sneyd Striders	165
166	206	52:51	Nigel Bolton	Sedgley Striders	166
167	228	53:10	Kevin Probyn	Severn AC	167
168	347	53:58	Rob Reynolds	Amazing Feet	168
169	245	54:38	Matt Latham	Sneyd Striders	169
170	26	56:02	Mike Rogers	Aldridge R.C.	170
171	137	56:28	Peter Lymer	Droitwich AC	171
172	208	56:55	Chris Cook	Sedgley Striders	172


**Birmingham & District Invitation Cross Country League**  
**2017-2018 Season - Race Result**  
**Division 3**  
**Race 2**  
**02/12/2017 at Plock Court, Gloucester**  
**hosted by Severn AC**  
 Results Version 2 (03/12/2017)



**Senior Men Team Results**


A Team	1	Newcastle (Staffs) AC	1 6 9 11 17 18	62
	2	Severn AC	4 5 33 34 36 49	161
	3	Nuneaton Harriers	2 16 20 24 45 66	173
	4	Aldridge R.C.	19 27 28 35 37 43	189
	5	Amazing Feet	12 14 21 25 39 114	225
	6	Sparkhill Harriers	8 23 50 64 67 73	285
	7	Centurion RR	13 30 46 51 82 102	324
	8	Stourbridge R.C.	7 48 54 72 75 89	345
	9	Cobra R.C. & Tri	22 32 47 61 71 125	358
	10	Sphinx AC	44 55 60 68 76 97	400
	11	West Bromwich Harriers	10 56 63 85 90 140	444
	12	Coventry Triathletes	31 52 65 88 98 119	453
	13	Solihull & Small Heath A.C.	29 38 57 58 127 163	472
	14	Sneyd Striders	40 59 107 108 113 115	542
	15	Sedgley Striders	15 41 62 116 166 172	572
	16	Droitwich AC	3 53 124 151 158 171	660
	17	Kidderminster & Stourport	83 92 118 129 134 136	692
	18	City of B.Ham Striders	99 101 112 141	dnf
B Team	1	Nuneaton Harriers	69 70 77 93 100 104	513
	2	Sparkhill Harriers	78 80 81 86 94 95	514
	3	Newcastle (Staffs) AC	26 42 96 105 128 149	546
	4	Aldridge R.C.	84 87 120 131 133 138	693
	5	Centurion RR	109 110 132 135 147 150	783

**The Officers of the League wish all our officials, volunteers, team managers and athletes a very Merry Christmas and a prosperous new year**



**Birmingham & District Invitation Cross Country League**  
**2017-18 Season - Series Result**  
**Division 3**  
**Up to Race 2**  
**02/12/2017**

Results Version 2 (03/12/2017)



The Officers of the League wish all our officials, volunteers, team managers and athletes a very Merry Christmas and a prosperous new year

*Merry Christmas*



	<b>Senior Men</b>	<b>Series Points</b>	<b>Match 1</b>	<b>Match 2</b>	<b>Match 3</b>	<b>Match 4</b>	<b>Total</b>	<b>BestOf2</b>
1	A Team	Newcastle (Staffs) AC	90	62			152	
2		Severn AC	141	161			302	
3		Nuneaton Harriers	178	173			351	
4		Aldridge R.C.	187	189			376	
5		Amazing Feet	393	225			618	
6		Sparkhill Harriers	361	285			646	
7		Sphinx AC	271	400			671	
8		Cobra R.C. & Tri	316	358			674	
9		Stourbridge R.C.	342	345			687	
10		Solihull & Small Heath A.C.	233	472			705	
11		Centurion RR	410	324			734	
12		West Bromwich Harriers	334	444			778	
13		Coventry Triathletes	473	453			926	
14		Sneyd Striders	491	542			1033	
15		Droitwich AC	463	660			1123	
16		Sedgley Striders	724	572			1296	
17		Kidderminster & Stourport	655	692			1347	
18		City of B.Ham Striders	dnf	dnf			dnf	
1	B Team	Nuneaton Harriers	487	513			1000	
2		Sparkhill Harriers	713	514			1227	
3		Newcastle (Staffs) AC	697	546			1243	
4		Aldridge R.C.	645	693			1338	
5		Centurion RR	867	783			1650	
6		Sphinx AC	612				612	

# Birmingham & District Invitation Cross Country League


## 2017-18 Season - Series Result

### Division 3

#### Up to Race 2

02/12/2017

Results Version 2 (03/12/2017)



	<b>Senior Men</b>	<b>Series Points</b>	<b>Match 1</b>	<b>Match 2</b>	<b>Match 3</b>	<b>Match 4</b>	<b>Total</b>	<b>BestOf2</b>
1	173	Felix McGrath	Newcastle (Staffs) AC	1	1		2	2
2	195	Ian Mansell	Nuneaton Harriers	2	2		4	4
3	136	Paul Little	Droitwich AC	4	3		7	7
4	229	James Rose	Severn AC	5	4		9	9
5	218	Chris Brown	Severn AC	6	5		11	11
6	353	Shaun Osbourne	Stourbridge R.C.	9	7		16	16
7	340	Gurmal Dahl	West Bromwich Harriers	7	10		17	17
8	297	Darren Riley	Sparkhill Harriers	10	8		18	18
9	30	David Beasley	Amazing Feet	12	14		26	26
10	162	Shaun Allen	Newcastle (Staffs) AC	16	11		27	27
11	182	Tim Twentyman	Newcastle (Staffs) AC	11	17		28	28
12	188	Eric Fowler	Nuneaton Harriers	15	16		31	31
13	171	Bruce Johnson	Newcastle (Staffs) AC	22	9		31	31
14	179	Tim Sharman	Newcastle (Staffs) AC	19	18		37	37
15	198	Garry Payne	Nuneaton Harriers	13	24		37	37
16	14	Liam Harrold	Aldridge R.C.	20	19		39	39
17	105	Alex Stephenson	Cobra R.C. & Tri	18	22		40	40
18	46	Adam Smith	Amazing Feet	27	21		48	48
19	197	Andrew Massey	Nuneaton Harriers	28	20		48	48
20	28	Michael Smith	Aldridge R.C.	14	35		49	49
21	24	Toby Oury	Aldridge R.C.	23	27		50	50
22	27	Mark Shaw	Aldridge R.C.	26	28		54	54
23	168	Neil Gerrity	Newcastle (Staffs) AC	29	26		55	55
24	112	Richard Bruce	Coventry Triathletes	32	31		63	63
25	263	Chris Dix	Solihull & Small Heath A.C.	37	29		66	66
26	222	Alex Hope	Severn AC	30	36		66	66
27	268	Steve Howes	Solihull & Small Heath A.C.	31	38		69	69
28	60	Tom Healy	Centurion RR	39	30		69	69
29	227	Ian Overthrow	Severn AC	36	33		69	69
30	243	Nick Hill	Sneyd Striders	35	40		75	75
31	5	Steve Blakemore	Aldridge R.C.	33	43		76	76
32	232	Sam Turner	Severn AC	47	34		81	81
33	106	Mike Tovey	Cobra R.C. & Tri	52	32		84	84
34	41	Shaw Pye	Amazing Feet	46	39		85	85
35	318	Colin Piper	Sphinx AC	42	44		86	86
36	93	David Daniels	Cobra R.C. & Tri	43	47		90	90
37	352	Pete Walters	Stourbridge R.C.	38	54		92	92
38	328	Robert Colman	Stourbridge R.C.	51	48		99	99
39	53	Lee Caves	Centurion RR	54	46		100	100
40	196	James Mason	Nuneaton Harriers	57	45		102	102
41	142	Adam Taylor	Droitwich AC	49	53		102	102
42	302	Paul Webster	Sparkhill Harriers	56	50		106	106
43	241	Keith Harrison	Sneyd Striders	50	59		109	109
44	313	Allen El-Sour	Sphinx AC	61	55		116	116
45	108	Guy Walton	Cobra R.C. & Tri	59	61		120	120
46	113	Craig Bryan	Coventry Triathletes	62	65		127	127
47	334	Rob Taylor	Stourbridge R.C.	53	75		128	128
48	367	Gary Smith	West Bromwich Harriers	66	63		129	129
49	91	Steve Cleary	Cobra R.C. & Tri	60	71		131	131
50	276	Tahir Ahktar	Sparkhill Harriers	67	64		131	131
51	258	Peter Bacon	Solihull & Small Heath A.C.	75	57		132	132
52	358	Mike Walker	Sedgley Striders	70	62		132	132
53	363	Bob Carvell	Nuneaton Harriers	63	70		133	133
54	322	Rob Wheatley	Sphinx AC	82	60		142	142
55	187	Peter Barzetovic	Nuneaton Harriers	73	69		142	142
56	217	Andy Brown	Severn AC	64	79		143	143
57	310	Wayne Broadbent	Sphinx AC	68	76		144	144
58	320	Paul Slatford	Sphinx AC	80	68		148	148
59	189	Alan Glaister	Nuneaton Harriers	78	77		155	155
60	70	Wayne Muddiman	Centurion RR	74	82		156	156
61	159	Steve Smith	Kidderminster & Stourport	65	92		157	157
62	299	Nick Stringer	Sparkhill Harriers	85	73		158	158

# Birmingham & District Invitation Cross Country League


## 2017-18 Season - Series Result

### Division 3

#### Up to Race 2

02/12/2017

Results Version 2 (03/12/2017)



63	325	James Bellamy	Stourbridge R.C.	93	72	165	165
64	118	Sam Key	Coventry Triathletes	81	88	169	169
65	145	Russ Barnes	Kidderminster & Stourport	87	83	170	170
66	345	Paul Stevens	West Bromwich Harriers	83	90	173	173
67	23	Mark O'Rourke	Aldridge R.C.	89	87	176	176
68	18	Paul Lucas	Aldridge R.C.	92	84	176	176
69	338	Gary Clifton	West Bromwich Harriers	94	85	179	179
70	301	Andy Wadsworth	Sparkhill Harriers	95	86	181	181
71	202	Nicky Wall	Nuneaton Harriers	90	93	183	183
72	176	Jon Ranford	Newcastle (Staffs) AC	88	96	184	184
73	335	Robert Woodward	Stourbridge R.C.	98	89	187	187
74	289	Andy Manning	Sparkhill Harriers	109	80	189	189
75	287	Graham Hygate	Sparkhill Harriers	103	95	198	198
76	79	Nav Akhtar	City of B.Ham Striders	100	101	201	201
77	304	Barry Adams	Sphinx AC	104	97	201	201
78	288	Andy Law	Sparkhill Harriers	110	94	204	204
79	249	Chris Pinson Bradley	Sneyd Striders	97	108	205	205
80	364	Jonathon King	Nuneaton Harriers	105	100	205	205
81	116	Oliver Gibson	Coventry Triathletes	91	119	210	210
82	71	Andy Rea	Centurion RR	112	102	214	214
83	199	Matt Ruff	Nuneaton Harriers	115	104	219	219
84	43	Jason Rushgrove	Amazing Feet	106	114	220	220
85	83	John Bristow	City of B.Ham Striders	108	112	220	220
86	267	Richard Horne	Solihull & Small Heath A.C.	102	127	229	229
87	306	Barry Allen	Sphinx AC	124	106	230	230
88	235	Andy Christian	Sneyd Striders	121	115	236	236
89	132	Andy Foden	Droitwich AC	113	124	237	237
90	204	Nick Wilson	Nuneaton Harriers	128	117	245	245
91	291	Rob Mills	Sparkhill Harriers	125	123	248	248
92	20	David McHugh	Aldridge R.C.	130	120	250	250
93	153	Harry Lambert	Kidderminster & Stourport	133	118	251	251
94	365	Paul Cooper	Centurion RR	141	110	251	251
95	283	John Goulding	Sparkhill Harriers	122	130	252	252
96	2	Paul Allen	Aldridge R.C.	120	133	253	253
97	240	Gavin Harrison	Sneyd Striders	134	121	255	255
98	58	Kevin Ferncombe	Centurion RR	149	109	258	258
99	157	Paul Roberts	Kidderminster & Stourport	129	129	258	258
100	253	Chris Roberts	Sneyd Striders	154	107	261	261
101	184	Andy Worsley	Newcastle (Staffs) AC	137	128	265	265
102	65	Julian Landeau	Centurion RR	136	135	271	271
103	305	Imran Ali	Sphinx AC	146	126	272	272
104	86	Adam Rathbone	City of B.Ham Striders	147	141	288	288
105	200	Martin Swan	Nuneaton Harriers	152	142	294	294
106	68	Matt McKenna	Centurion RR	151	147	298	298
107	9	Edward Evitt	Aldridge R.C.	150	153	303	303
108	208	Chris Cook	Sedgley Striders	135	172	307	307
109	17	Richard Lodge	Aldridge R.C.	159	148	307	307
110	117	Chris Howes	Coventry Triathletes	162	145	307	307
111	151	Paul Ingram	Kidderminster & Stourport	156	152	308	308
112	279	Barry Crowley	Sparkhill Harriers	161	156	317	317
113	38	Chris Hughes	Amazing Feet	164	154	318	318
114	63	James Houghton	Centurion RR	163	155	318	318
115	66	Adrian Lloyd	Centurion RR	168	159	327	327
116	273	Ben Sales	Solihull & Small Heath A.C.	165	163	328	328
117	15	Lawrence Hewitt	Aldridge R.C.	169	161	330	330
118	40	David Pye	Amazing Feet	172	160	332	332
119	228	Kevin Probyn	Severn AC	170	167	337	337
120	252	Dave Poynton	Sneyd Striders	176	165	341	341
121	347	Rob Reynolds	Amazing Feet	174	168	342	342
122	26	Mike Rogers	Aldridge R.C.	177	170	347	347
123	259	Louie Boot	Solihull & Small Heath A.C.	3		3	3
124	167	Martyn Davies	Newcastle (Staffs) AC		6	6	6
125	261	Adam Cole	Solihull & Small Heath A.C.	8		8	8
126	368	Kevin Lane	Amazing Feet		12	12	12
127	54	Paul Davis	Centurion RR		13	13	13

# Birmingham & District Invitation Cross Country League


## 2017-18 Season - Series Result

### Division 3

#### Up to Race 2

02/12/2017


Results Version 2 (03/12/2017)



128	215	Jay Stanley	Sedgley Striders		15		15	15
129	219	Richard Brown	Severn AC	17		17	17	17
130	175	Christopher Morgan	Newcastle (Staffs) AC	21		21	21	21
131	303	Mark Williams	Sparkhill Harriers		23	23	23	23
132	73	Ian Satterthwaite	Centurion RR	24		24	24	24
133	31	Steve Clark	Amazing Feet		25	25	25	25
134	316	Darren Hallet	Sphinx AC	25		25	25	25
135	309	David Brewis	Sphinx AC	34		34	34	34
136	374	Dan Williams	Aldridge R.C.		37	37	37	37
137	339	Russell Collins	West Bromwich Harriers	40		40	40	40
138	307	Garry Barnes	Sphinx AC	41		41	41	41
139	213	Richard Price	Sedgley Striders		41	41	41	41
140	170	Rob Haines	Newcastle (Staffs) AC		42	42	42	42
141	344	Karl Moore	West Bromwich Harriers	44		44	44	44
142	127	Gary Smith	Coventry Triathletes	45		45	45	45
143	286	Simon Hodges	Sparkhill Harriers	48		48	48	48
144	371	Ben Hope	Severn AC		49	49	49	49
145	78	Daniel Wrenn	Centurion RR		51	51	51	51
146	111	Errol Brown	Coventry Triathletes		52	52	52	52
147	211	Tim Lake	Sedgley Striders	55		55	55	55
148	342	David Long	West Bromwich Harriers		56	56	56	56
149	144	Douglas Ward	Droitwich AC	58		58	58	58
150	264	Harry Fellows	Solihull & Small Heath A.C.		58	58	58	58
151	191	Lee Harper	Nuneaton Harriers		66	66	66	66
152	300	Stuart Underwood	Sparkhill Harriers		67	67	67	67
153	186	Mark Bailey	Nuneaton Harriers	69		69	69	69
154	4	Brett Antill	Aldridge R.C.	71		71	71	71
155	201	Mark Treadwell	Nuneaton Harriers	72		72	72	72
156	221	Steve Hale	Severn AC		74	74	74	74
157	321	David West	Sphinx AC	76		76	76	76
158	236	Mark Clayton	Sneyd Striders	77		77	77	77
159	294	Barry O'Neill	Sparkhill Harriers		78	78	78	78
160	270	Paul Lloyd	Solihull & Small Heath A.C.	79		79	79	79
161	284	James Hannon	Sparkhill Harriers		81	81	81	81
162	348	Neil Hale	Cobra R.C. & Tri	84		84	84	84
163	34	Andy Georgiou	Amazing Feet	86		86	86	86
164	223	Alex Jenkins	Severn AC		91	91	91	91
165	359	Mandip Thandi	Aldridge R.C.	96		96	96	96
166	110	Andrew Barrowcliffe	Coventry Triathletes		98	98	98	98
167	82	David Nunez Becerra	City of B.Ham Striders		99	99	99	99
168	366	Neil Comerford	Droitwich AC	99		99	99	99
169	88	Matthew Stevens	City of B.Ham Striders	101		101	101	101
170	314	Nick Gilkes	Sphinx AC		103	103	103	103
171	373	Pab Maddox	Newcastle (Staffs) AC		105	105	105	105
172	350	Chris Houghton	Centurion RR	107		107	107	107
173	256	Mark Till	Sneyd Striders	111		111	111	111
174	369	Kevin Naughton	Sphinx AC		111	111	111	111
175	248	Ian Maullin	Sneyd Striders		113	113	113	113
176	160	Martin Wilmott	Kidderminster & Stourport	114		114	114	114
177	205	Keith Bate	Sedgley Striders		116	116	116	116
178	50	Peter Whittall	Amazing Feet	116		116	116	116
179	81	Seth Atkin	City of B.Ham Striders	117		117	117	117
180	13	Trevor Harris	Aldridge R.C.	118		118	118	118
181	336	Dominic Ashton	West Bromwich Harriers	119		119	119	119
182	370	Bob Hopkins	Stourbridge R.C.		122	122	122	122
183	42	Nick Richards	Amazing Feet	123		123	123	123
184	99	Chris Pearson	Cobra R.C. & Tri		125	125	125	125
185	354	Murray Grimes	Newcastle (Staffs) AC	126		126	126	126
186	146	Ian Clough	Kidderminster & Stourport	127		127	127	127
187	29	Martin Wall	Aldridge R.C.		131	131	131	131
188	362	Pete Greenfield	Nuneaton Harriers	131		131	131	131
189	67	Andy Matthews	Centurion RR	132		132	132	132
190	62	Martin Henderson	Centurion RR		132	132	132	132
191	349	Terence Beddington	Kidderminster & Stourport	134		134	134	134
192	156	Graeme Peirson	Kidderminster & Stourport	136		136	136	136



**Birmingham & District Invitation Cross Country League**  
**2017-18 Season - Series Result**  
**Division 3**  
**Up to Race 2**  
**02/12/2017**



Results Version 2 (03/12/2017)

193	126	Graham Read	Coventry Triathletes		137	137	137
194	376	Michael Mason	Aldridge R.C.		138	138	138
195	16	Simon Hudson	Aldridge R.C.	138		138	138
196	246	Garry Leask	Sneyd Striders		139	139	139
197	178	Mark Roberts	Newcastle (Staffs) AC	139		139	139
198	337	Andy Bridges	West Bromwich Harriers		140	140	140
199	140	James Penlington	Droitwich AC	140		140	140
200	19	Eamon Lyons	Aldridge R.C.	142		142	142
201	3	Leith Ally	Aldridge R.C.		143	143	143
202	361	Les Davis	Severn AC	143		143	143
203	244	Richard Johnson	Sneyd Striders		144	144	144
204	285	Craig Hinks	Sparkhill Harriers	144		144	144
205	212	Matt Price	Sedgley Striders	145		145	145
206	7	Nick Dean	Aldridge R.C.		146	146	146
207	357	Josh Woodberry	Sedgley Striders	148		148	148
208	372	Andrew Vickerman	Newcastle (Staffs) AC		149	149	149
209	351	Aaron Baines	Centurion RR		150	150	150
210	141	Mark Perkins	Droitwich AC		151	151	151
211	343	Paul Mansell	West Bromwich Harriers	153		153	153
212	280	Mick Edwards	Sparkhill Harriers	155		155	155
213	375	Alex Crook	Aldridge R.C.		157	157	157
214	102	Andrew Spencer	Cobra R.C. & Tri	157		157	157
215	138	Kevin McDowell	Droitwich AC		158	158	158
216	76	Len Wallace	Centurion RR	158		158	158
217	277	Mark Arnold	Sparkhill Harriers	160		160	160
218	92	Paul Corn	Cobra R.C. & Tri		162	162	162
219	225	Greg Leyshon	Severn AC		164	164	164
220	158	Sidney Roberts	Kidderminster & Stourport	166		166	166
221	206	Nigel Bolton	Sedgley Striders		166	166	166
222	114	Les Carter	Coventry Triathletes	167		167	167
223	245	Matt Latham	Sneyd Striders		169	169	169
224	356	Andrew Collins	Sedgley Striders	171		171	171
225	137	Peter Lymer	Droitwich AC		171	171	171
226	119	Bryan Knight	Coventry Triathletes	173		173	173
227	154	Ron Lynes	Kidderminster & Stourport	175		175	175
228	355	Darren Smith	Newcastle (Staffs) AC	178		178	178

**Junior Men**

**Series Points**

				Match 1	Match 2	Match 3	Match 4	Total	BestOf2
1	259	Louie Boot	Solihull & Small Heath A.C.	1				1	1
2	264	Harry Fellows	Solihull & Small Heath A.C.		1			1	1